



# Plumbing Specialties

 **MATCO-NORCA**  
Global sourcing. National compliance. Local service.

C A L I F O R N I A   •   T E X A S   •   N E W   Y O R K

# Table of Contents

ITEM NAME	PAGE NUMBER
<b>A</b>	
Aerators.....	25, 26
<b>B</b>	
Basin Faucet .....	27
Bathcock.....	27
<b>Bath &amp; Shower Drains</b>	
Brass.....	6
Shower Drains.....	7
White Polypropylene.....	6
Boiler Tube Plug.....	30
<b>C</b>	
Ceiling Plates.....	21
Cleanouts.....	11, 30, 31
Cleanout Tee.....	11
Closet Flanges.....	22
Closet Spuds.....	23
Curtain Rod Holder.....	18
<b>D</b>	
Deck Plate Cleanout.....	31
Dishwasher Fitting.....	15
Dishwasher Tail Accessories.....	24
Dispenser.....	34
Diverter.....	19
<b>Drains</b>	
Bath.....	6
Grid Assemblies.....	8
Lift & Turn.....	6
Mobile Home.....	37
Pop Up & P.O. Plug.....	8
PVC Sink.....	24
Shower.....	7
Sink.....	24, 37
Toe Tap.....	6
Drinking Water Faucet.....	28
<b>DWV</b>	
Dandy Cleanout.....	11
P Trap.....	11
Trap Adapter.....	11
Wye.....	11
<b>E</b>	
Electrical Tape.....	32
<b>Escutcheons</b>	
Chrome Plated Steel.....	21
Chrome Plated Steel Low Pattern.....	21
Floor & Ceiling Plates.....	21
Gerber Style.....	29
Extension Shanks.....	35
<b>F</b>	
<b>Faucet</b>	
Drinking Water Faucet.....	28
Handles.....	29
Hole Cover.....	35
Mobile Home.....	36
Stems, Diverter & Seats.....	29
<b>Flanges</b>	
Closet.....	22
Shower.....	18

ITEM NAME	PAGE NUMBER
Floor Plates.....	21
<b>G</b>	
Gauge.....	33
Grid Drain Assemblies.....	8
<b>H</b>	
<b>Hand Held Shower</b>	
Diverter.....	19
Volume Control.....	19
Handles.....	29
<b>I</b>	
Integral Stop.....	34
<b>K</b>	
Kitchen Side Spray & Hose.....	27
<b>M</b>	
<b>Mobile Home Products</b>	
Faucets.....	36
Sink Drains.....	37
Strainers.....	38
Tub Drains.....	37
Mouting Bracket.....	34
<b>P</b>	
Pipe Cutters.....	33
Pipe Wrap.....	32
<b>Plugs</b>	
Boiler Tube.....	30
Lead "Fit All".....	30
Test Plug.....	30
Pop Up & P.O. Plug.....	8
Pressure Gauge.....	33
Pressure Relief Valve.....	35
<b>PVC</b>	
Electrical Tape.....	32
Pipe Cutters.....	33
Pipe Wrap.....	32
Shower Drain.....	7
Sink Drain.....	24
<b>R</b>	
Replacement Baskets.....	5
<b>S</b>	
Saddle Tee.....	31
Saddle Valves.....	23
Self Closing Valves.....	28
<b>Shower</b>	
Drains.....	7
Hose.....	19
Mobile Home.....	37
Mounting Bracket.....	34
<b>Showerheads, Arms, Flanges &amp; Accessories</b>	
Accessories.....	18, 19
Adjustable Metal.....	17
Arm With Flange.....	18
Arms.....	18

ITEM NAME	PAGE NUMBER
Hand Held Kit.....	19
Massaging.....	18
Standard Plastic.....	17
Water Miser.....	17
Sink Drains.....	24, 37
<b>Sink Strainers</b>	
Chrome Plated Brass.....	4
Mobile Home.....	8
Replacement Baskets.....	5
Stainless Steel.....	4, 5
Slip Nuts.....	22
Soap Dispenser.....	34
Socket Wrench Set.....	33
Spray & Hose.....	27
Spouts.....	20
Spuds.....	23
Standing Waste.....	6
Parts For Standing Bath Waste.....	7
Stems.....	29
<b>Supply Valves</b>	
Multi-Turn.....	12, 13
Quarter Turn.....	14
<b>T</b>	
Thread Sealing.....	32
Toilet Tank Accessories.....	20
<b>Traps</b>	
Cast Brass.....	9, 10
Cast Iron.....	10
DWV P.....	11
Semi Cast Brass P.....	9
Trip Lever Face Plate.....	6
<b>Tub</b>	
Mobile Home.....	37
Spouts.....	20
Test Plug.....	30
<b>U</b>	
Urinal Spuds.....	23
<b>V</b>	
<b>Valves</b>	
Integral Stop.....	34
Mounting Bracket.....	34
Pressure Relief.....	35
Saddle.....	23
Self Closing.....	28
Washing Machine.....	24
Volume Control.....	19
<b>W</b>	
Washing Machine Tee.....	24
<b>Water Supply Connectors</b>	
Dishwasher Connectors.....	15, 16
Faucet Supply Connectors.....	15
Supply Connectors.....	15
Tank Supply Connectors.....	16
Vinyl Supply Connectors.....	16
Washing Machine Connectors.....	16
Wrench Set.....	33

# Certifications & Approvals

## Committed to Quality

**Matco-Norca** is committed to maintaining a high standard of quality for all the products we offer. Most products in this catalog are labeled with a designated approval or certification code. Below is a brief description of these approvals.



**ADA** **American Disabilities Act** — Protecting the rights of people with physical or mental disabilities.



**ANSI** **American National Standards Institute** — Organization that coordinates work among U.S. Standards writing groups; Works in conjunction with other groups such as ISO, ASME, ASTM, etc.



**ASME** **American Society of Mechanical Engineers** — Develops standards and testing criteria for finished products.



**ASSE** **American Society of Sanitary Engineering** — Develops standards and qualifies products for plumbing and sanitary installations.



**ASTM** **American Society for Testing Materials** — Develops standards for materials, products, systems and services.



**AWWA** **American Water Works Association** — Promotes public health through improvement of water quality. Develops standards for valves, fittings and equipment.



**CSA** **Canadian Standards Association** — Develops standards, tests and qualifies products used in gas lines and gas appliance installations.



**FM** **Factory Mutual** — Develops standards and qualifies products for use by the general public.



**ISO** **International Standards Association** — A worldwide process control organization. An internationally recognized certification for manufacturers that comply with high standards of quality control. Developed standards ISO-9000 through ISO-9004



**MSS** **Mechanics Standardization Society of the Valves & Fittings Industry, Inc.** — A committee of manufacturers that develops technical codes and standards for the valve & fitting industry.



**SDWA** **The Safe Drinking Water Act** — Is the main federal law that ensures the quality of Americans' drinking water. Under SDWA, EPA sets standards for drinking water quality and oversees the states, localities, and water suppliers who implement those standards. Weighted average lead content of water contact components must be 0.25% or less.



**NSF** **NSF International** — An organization committed to public health that writes standards and certifies products for food, water and consumer products.



**UL** **Underwriter's Laboratory** — Tests and qualifies valve and fittings products under UL standards for safety.



**UPC** **Uniform Plumbing Code** — Developed by the International Association of Plumbing and Mechanical Officials to govern the installation and inspection of plumbing systems as a means of promoting the public's health, safety and welfare.



**USC** **University of Southern California** — Foundation for Cross-Connection Control and Hydraulic Research that lists approved backflow prevention assemblies.

# Sink Strainers

## SS Stainless Steel Sink Strainers



**MATCO-NORCA  
MODEL NUMBER**

**PRODUCT  
DESCRIPTION**

**CARTON QUANTITIES  
INNER MASTER**

SS-100

**Fits 3-1/2" to 4" Openings**  
Neoprene Stopper, Fixed Stick Post

1

50



SS-102S

Neoprene Stopper, Fixed Stick Post,  
Satin Nickel Finish

1

50

SS-105

Wing Nuts With Screwdriver Slot For  
Easy Installation, Brass Slipnut

1

50

SS-111

Double Cup Economy - 1 Piece  
Construction, Fixed Stick Post

1

50

SS-112

Deep Double Cup - Long Shank,  
Neoprene Stopper, Fixed Stick Post

1

50

SS-145

Deep Double Cup - Long Shank  
3-3/8" Extra Heavy Rubber Washer,  
Spring Clip Basket With Ribbed Rubber  
Stopper For Positive Water Seal

1

50

SS-150

Stainless Steel Clad Plastic - Stainless  
Steel Basket With Fixed Stick Post,  
Neoprene Stopper

1

50

SS-185B

Deep Double Cup - Long Shank, Snap  
Lock Basket With Ribbed Rubber Washer  
For Positive Water Seal, Brass Slipnut

1

50



SS-195

Twist & Seal - Metal to Metal Seal,  
Heavy Die Cast Locknut

1

50

SS-195B

Twist & Seal - Metal to Metal Seal, Heavy  
Die Cast Locknut, With Brass Slipnut

1

50

SS-400

4-1/2" Flat Top Sink Strainer - Galvanized  
Locking Shell

1

50

## SS Chrome Plated Brass Sink Strainers

SS-125

Stamped Brass - Heavy Die Cast Locknut,  
Thick 3-3/8" Rubber Washer, Neoprene  
Stopper, Fixed Stick Post

1

50

SS-175

Cast Brass - Brass Locknut, Chrome Brass  
Slipnut, Neoprene Stopper

1

25

# Sink Strainers

Sink Strainers

SS	MATCO-NORCA MODEL NUMBER	PRODUCT DESCRIPTION	CARTON QUANTITIES	
			INNER	MASTER
<b>Stainless Steel Sink Strainers</b>				



SS-200	<b>Fits 1-7/8" to 2-1/2" Openings</b> Duplex Strainer With Flat Grid, Zinc Plated Nut	1	100
SS-300	Wash Tray Design With Rubber Stopper	1	100
SS-600	Junior Dual Basket Strainer, Printed Box	1	100
SS-6000	Junior Dual Basket Strainer, Plain Box	1	100
SS-605	Chrome Junior Dual Basket Strainer, Deep Pattern	1	100

SS	MATCO-NORCA MODEL NUMBER	PRODUCT DESCRIPTION	CARTON QUANTITIES	
			INNER	MASTER
<b>Replacement Baskets For Strainers</b>				



SS-500M	Fits All Sink Strainers - Rubber Seal	1	100
SS-510	Fits SS-100, SS-105 & SS-111	10	200
SS-512	Fits SS-112	1	100
SS-525	Fits SS-125	1	100
SS-575	Fits SS-175	1	100
SS-585	Fits SS-185B	1	100
SS-595	Fits SS-195 & SS-195B	1	100
SS-610	Fits SS-600 & SS-6000	1	100
SS-615	Fits SS-605	1	200

# Bath & Shower Drains



## TWB Bath Drains - Brass - Gerber Style

### Extra Heavy Castings, Brass Nuts, 20 Gauge Tubes

MATCO-NORCA MODEL NUMBER	PRODUCT DESCRIPTION	CARTON QUANTITIES INNER	CARTON QUANTITIES MASTER
TWB-100	1-1/2" Trip Lever With Grid Drain	1	12
TWB-605	1-1/2" Pop-Up Drain	1	12



## TWB Bath Drains - White Polypropylene

TWB-150	Trip Lever	1	20
TWB-250	Lift & Turn	1	20
TWB-350	Toe Touch	1	20



## TWB Trip Lever Face Plate - Chrome Plated

TWB-FP	Replacement Face Plate For TWB Trip Lever Waste	20	160
--------	---	----	-----



## TTD Toe Tap Drain - Chrome Plated

TTD-150	1-1/2" Brass Toe Tap Bath Drain	1	100
---------	---------------------------------	---	-----



## LNT Lift & Turn Drain




LNT-151	1-1/2" Drain - Chrome Plated Die Cast	1	100
LNT-152	1-1/2" Drain - Chrome Plated Brass	1	100



## 413 Standing Waste - Brass

41375	1-1/2" Male	1	10
41380	1-1/2" Female	1	10
41390	1-1/2" Male / Female Combination	1	10

# Bath Wastes & Shower Drains








	MATCO-NORCA MODEL NUMBER	PRODUCT DESCRIPTION	CARTON QUANTITIES	
			INNER	MASTER
 SBW-07  SBW-08  SBW-09	<b>SBW Parts For Standing Bath Waste</b>			
	SBW-07	1-1/2" x 18" Standing Waste Shoe	1	24
	SBW-08	Plunger Assembly	1	50
	SBW-09	Chrome Plated Barrel Only	1	150

	SDB / SDP	Shower Drains	CARTON QUANTITIES	
			INNER	MASTER
 SDB2NC  SDBC-200  SDP2WSS  SDP2WSW  SDPVC2	<b>SDB / SDP Shower Drains</b>			
	SDB2NC	2" Brass Body No Caulk, Stainless Steel Snap In Grid, Wrench Included	1	20
	SDBC-200	2" Die Cast, Brass Plated Body With Stainless Steel Grid, Quick Connect, Rubber Gasket	1	40
	SDP2WSS	2" White Plastic Body With Stainless Steel Grid, Quick Caulk, Wrench Included	1	40
	SDP2WSW	2" White Plastic Solvent Weld With Stainless Steel Grid	1	40
	SDPVC2	PVC With Adjustable Strainer With Stainless Steel Grid	1	1

Bath Waste & Shower Drains





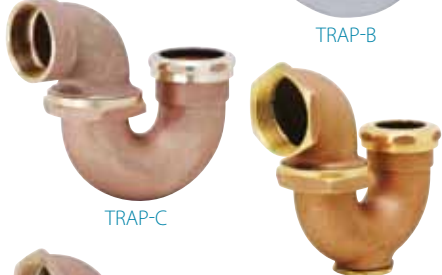


# Pop Up & Grid Drain Assemblies

	MATCO-NORCA MODEL NUMBER	PRODUCT DESCRIPTION	CARTON QUANTITIES		
			INNER	MASTER	
	<b>FY Pop Up &amp; P.O. Plug</b>				
		<b>Cast Brass - Chrome Plated</b>			
	FY-925	Two Piece P.O. Plug With Chain & Stopper Cast Top With 4" Tail Piece, Chrome Brass Nut	1	50	
	FY-950	<b>Chrome</b> With Lift Rod	1	24	
	FY-951	With Lift Rod	1	24	 
	<b>PVD Polished Brass</b>				
FY-951B	With Lift Rod	1	24		
	<b>Brushed Nickel</b>				
FY-951S	With Lift Rod	1	24	 	
<b>FY Cast Brass Grid Drain Assemblies - Chrome Plated</b>					
	FY-155	Cast Brass Grid Drain With 4" 17 Gauge Tail Piece, Brass Nut 6" Tail Piece Available (FY-155TP)	1	50	
	FY-156	Cast Brass Grid Drain With 6" 17 Gauge Tail Piece, Brass Nut	1	100	
	FY-159WC	Offset Wheelchair Drain, 17 Gauge Tubing	1	20	

Pop Up & Grid  
Drain Assemblies



# Traps

	MATCO-NORCA MODEL NUMBER	PRODUCT DESCRIPTION	CARTON QUANTITIES	
			INNER	MASTER
<b>Trap</b> <b>Semi Cast Brass P Trap - Chrome</b>				
		<b>J-Bend, 17 Gauge Wall Bend, With Brass Coupling Nut &amp; Flange</b>		
	TRAP-0606SC	1-1/4" x 1-1/4"	1	24
	TRAP-0706SC	1-1/2" x 1-1/4"	1	24
	TRAP-0707SC	1-1/2" x 1-1/2"	1	24
<b>Trap</b> <b>Cast Brass Traps</b>				
		<b>Chrome LA Trap, IPS</b>		
	TRAP-A	With Cleanout, 1-1/2" x 1-1/4"	1	20
	TRAP-B	Less Cleanout, 1-1/2" x 1-1/4"	1	20
		<b>Rough Brass LA Trap, Sweat</b>		
	TRAP-C	Less Cleanout, 1-1/2" x 1-1/2"	1	20
	TRAP-D	<b>Rough Brass LA Trap, IPS</b> With Cleanout, 1-1/2" x 1-1/4"	1	20
	TRAP-E	Less Cleanout, 1-1/2" x 1-1/2"	1	20
		<b>Rough Brass NY Trap, IPS</b>		
	TRAP-F	With Cleanout, 1-1/2" x 1-1/4"	1	20
	TRAP-G	<b>Chrome NY Trap, IPS</b> With Cleanout, 1-1/2" x 1-1/4"	1	20
	TRAP-H	<b>Rough Brass NY Trap, IPS</b> With Cleanout, 2" x 1-1/2"	1	20

Traps

# Traps



Trap	MATCO-NORCA MODEL NUMBER	PRODUCT DESCRIPTION	CARTON QUANTITIES	
			INNER	MASTER
<b>Cast Brass Traps</b>				
	TRAP-I	<b>Rough Brass NY Trap, Sweat</b> With Cleanout, 2" x 1-1/2"	1	25
	TRAP-J	<b>Rough Brass Swing Tee Trap</b> With Cleanout, 2" x 1-1/2"	1	15
	TRAP-L	<b>Rough Brass Low Seal Trap, IPS</b> With Cleanout, 1-1/2" x 1-1/2"	1	25
	TRAP-M	<b>Chrome NY Trap, IPS</b> With Cleanout, 2" x 1-1/2"	1	25
	TRAP-N	<b>Rough Brass LA Trap, IPS</b> With Cleanout, 2" x 1-1/2"	1	20
	TRAP-Q	<b>Rough Brass LA Trap, Sweat</b> With Cleanout, 2" x 1-1/2"	1	15












LST	Cast Iron Galvanized Bath Traps		CARTON QUANTITIES	
	MODEL NUMBER	PRODUCT DESCRIPTION	INNER	MASTER
	LST-150	<b>Low Seal</b> 1/2"	1	18









# DWV Traps, Cleanouts & Wyes

	MATCO-NORCA MODEL NUMBER	PRODUCT DESCRIPTION	CARTON QUANTITIES	
			INNER	MASTER
<b>PTRAP DWV P Trap - C x C</b>				
<p>PTRAP08L PTRAP08W</p>	PTRAP07L	1-1/2" Less Cleanout	1	25
	PTRAP07W	1-1/2" With Cleanout	1	20
	PTRAP08L	2" Less Cleanout	1	20
	PTRAP08W	2" With Cleanout	1	20
<b>COT DWV Dandy Cleanout Tee With Plug</b>				
<p>COT08</p>	COT07	1-1/2"	5	50
	COT08	2"	5	40
<b>CO Flush Cleanout</b>				
<p>CO-200</p>	CO-150	1-1/2"	1	180
	CO-200	2"	1	150
<b>DWVY Cast Brass DWV Wye - C x C</b>				
<p>DWVY-08</p>	DWVY-07	1-1/2"	5	60
	DWVY-08	2"	1	40
<b>DWV DWV Trap Adapter - SWT x Slip</b>				
<p>DWV-07TA</p>	DWV-07TA	1-1/2"	12	120









DWV Traps,  
Cleanouts & Wyes

# Multi-Turn Supply Valves

NSF UPC	29LF	MATCO-NORCA MODEL NUMBER	PRODUCT DESCRIPTION	CARTON QUANTITIES	
				INNER	MASTER
<b>Lead Free Supply Valves Oval Handle With Compression Outlet - Angle</b>					
<b>125 PSI</b>					
		29-1001LF	CP 3/8" FIP x 3/8" OD Compression	10	200
		29-1003LF	CP 1/2" FIP x 3/8" OD Compression	10	200
		29-1003BLF	Unplated 1/2" FIP x 3/8" OD Compression	10	200
		29-1009LF	CP 1/2" SWT x 3/8" OD Compression	10	200
		29-1009BLF	Unplated 1/2" SWT x 3/8" OD Compression	10	200
		29-1019LF	CP 5/8" OD Compression x 3/8" OD Compression	10	200
		29-1019BLF	Unplated 5/8" OD Compression x 3/8" OD Compression	10	200
		29-1019CPVCLF	CP 5/8" OD CPVC x 3/8" OD	10	200
		29-1040LF	CP 1/2" SWT x 3/8" OD Compression With 5" Extension and Bell Escutcheon	10	100

NSF UPC	29LF	MATCO-NORCA MODEL NUMBER	PRODUCT DESCRIPTION	CARTON QUANTITIES	
				INNER	MASTER
<b>Lead Free Supply Valves Oval Handle With Compression Outlet - Straight</b>					
<b>125 PSI</b>					
		29-1004LF	CP 3/8" FIP x 3/8" OD Compression	10	200
		29-1010LF	CP 1/2" FIP x 3/8" OD Compression	10	200
		29-1010BLF	Unplated 1/2" SWT x 3/8" OD Compression	10	200
		29-1014LF	CP 5/8" OD Compression x 3/8" OD Compression	10	200
		29-1014CPVCLF	CP 5/8" OD CPVC x 3/8" OD Straight Stop	10	200
		29-1020LF	CP 1/2" OD Compression x 3/8" OD Compression	10	200
		29-1041LF	CP 1/2" SWT x 3/8" OD Compression With 5" Extension and Bell Escutcheon	10	100
		29-1575LF	CP 5/8" OD Compression x 5/8" OD Compression	10	200

# Multi-Turn Supply Valves

	NSF UPC	29LF	MATCO-NORCA MODEL NUMBER	PRODUCT DESCRIPTION	CARTON QUANTITIES	
					INNER	MASTER
 29-1004PXLF		<b>Lead Free Supply Valves - Pex Oval Handle With Compression Outlet - Straight</b>  <b>125 PSI</b>	29-1004PXLF	CP 1/2" PEX x 3/8" OD Compression	10	200
 29-1003PXLF		<b>Lead Free Supply Valves - Pex Oval Handle With Compression Outlet - Angle</b>  <b>125 PSI</b>	29-1003PXLF	CP 1/2" PEX x 3/8" OD Compression	10	200
			 29-2001PXLF	29-2001PXLF	CP 1/2" PEX x 3/8" OD Compression x 3/8" OD Compression	10
 29-2001LF		<b>Lead Free Supply Valves Oval Handle With Dual Compression Outlet - Angle</b>  <b>125 PSI</b>	29-2001LF	CP 5/8" OD x 3/8" OD x 3/8" OD	10	200
			 29-2001BLF	29-2001BLF	Unplated 5/8" OD x 3/8" OD x 3/8" OD	10





Supply Valves

# Quarter Turn Supply Valves

Supply Valves

		MATCO-NORCA MODEL NUMBER	PRODUCT DESCRIPTION	CARTON QUANTITIES INNER MASTER		
		<b>26LF</b>	<b>Lead Free Supply Valves - Oval Handle - With Compression Outlet - Angle</b>			
			<b>125 PSI</b>			
			26-1001LF	CP 3/8" FIP x 3/8" OD Compression	10	200
			26-1003LF	CP 1/2" FIP x 3/8" OD Compression	10	200
			26-1009LF	CP 1/2" Sweat x 3/8" OD Compression	10	200
			26-1009BLF	Unplated 1/2" Sweat x 3/8" OD Compression	10	200
			26-1019LF	CP 5/8" OD Compression x 3/8" OD Compression	10	200
			26-1019BLF	Unplated 5/8" OD Compression x 3/8" OD Compression	10	200
			26-1019CPVCLF	CP 5/8" OD CPVC Compression x 3/8" OD Compression	10	200
			26-1041LF	CP 1/2" Sweat x 3/8" OD Compression With 5" Chrome Extension & Bell Escutcheon	10	100
		<b>26LF</b>	<b>Lead Free Supply Valves - Oval Handle - With Compression Outlet - Straight</b>			
			<b>125 PSI</b>			
			26-1002LF	CP 3/8" FIP x 3/8" OD Compression	10	200
			26-1004LF	CP 1/2" FIP x 3/8" OD Compression	10	200
			26-1010LF	CP 1/2" Sweat x 3/8" OD Compression	10	200
			26-1010BLF	Unplated 1/2" Sweat x 3/8" OD Compression	10	200
			26-1014LF	CP 5/8" OD Compression x 3/8" OD Compression	10	200
			26-1014PVCLF	CP 5/8" OD CPVC Compression x 3/8" OD Compression	10	200
			26-1040LF	CP 1/2" Sweat x 3/8" OD Compression With 5" Chrome Extension & Bell Escutcheon	10	100
				<b>26LF</b>	<b>Lead Free Supply Valves - PEX - Oval Handle - With Compression Outlet - Straight</b>	
	<b>125 PSI</b>					
		26-1004PXLF	CP 1/2" PEX x 3/8" OD Compression	10	200	
		<b>26LF</b>	<b>Lead Free Supply Valves - PEX - Oval Handle - With Compression Outlet - Angle</b>			
			<b>125 PSI</b>			
		26-1003PXLF	CP 1/2" PEX x 3/8" OD Compression	10	200	
		<b>26LF</b>	<b>Lead Free Supply Valves - Oval Handle - With Dual Compression Outlet - Angle</b>			
			<b>125 PSI</b>			
			26-2001LF	CP 5/8" OD Compression x 3/8" OD Compression	10	200
		26-2001BLF	Unplated 5/8" OD Compression x 3/8" OD Compression	10	200	
		<b>26LF</b>	<b>Lead Free Supply Valves - Lever Handle - With Compression Outlet - Straight</b>			
			<b>125 PSI</b>			
		25-2000LF	CP Retro-Fit 3/8" OD Captured Nut x 3/8" OD Compression	10	200	

# Water Supply Connectors

	MATCO-NORCA MODEL NUMBER	PRODUCT DESCRIPTION	CARTON QUANTITIES		
			INNER	MASTER	
 <p>DDFLF</p>		<b>DDFLF</b> <b>Lead Free Braided Stainless Steel Supply Connector - Delta Style</b> <b>3/8" Compression x 3/8" Compression, With Nut &amp; Ferrule</b>			
	DDF-12LF	12" Long	1	100	
	DDF-20LF	20" Long	1	100	
 <p>SSDWLF</p>		<b>SSDWLF</b> <b>Lead Free Braided Stainless Steel Dishwasher Connector</b> <b>3/8" OD Compression, With 90° Brass Elbow</b>			
	SSDW-36LF	36" Long	1	40	
	SSDW-48LF	48" Long	1	40	
	SSDW-60LF	60" Long	1	40	
	SSDW-72LF	72" Long	1	40	
<i>For Dishwasher Connector With Garden Hose Elbow Use Part Number SSDWL</i>					
 <p>DWLLF</p>		<b>DWLLF</b> <b>Lead Free Dishwasher Fitting</b>			
	DWLLF	3/8" O.D. Compression x 3/4" Garden Hose Swivel – Bulk	10	200	
 <p>SSFLF</p>		<b>SSFLF</b> <b>Lead Free Braided Stainless Steel Faucet Supply Connector</b> <b>3/8" Compression x 1/2" FIP, With Chrome Brass Nuts</b>			
	SSF-12LF	12" Long	1	100	
	SSF-16LF	16" Long	1	100	
	SSF-20LF	20" Long	1	100	
	SSF-30LF	30" Long	1	100	
	SSF-36LF	36" Long	1	100	
			<b>1/2" Compression x 1/2" FIP, With Chrome Brass Nuts</b>		
	SSF-0315LF	15" Long	25	100	
	SSF-0336LF	36" Long	10	40	
SSF-0348LF	48" Long	10	40		



# Water Supply Connectors

	MATCO-NORCA MODEL NUMBER	PRODUCT DESCRIPTION	CARTON QUANTITIES	
			INNER	MASTER
 <p>SST-M SST-P</p>	<b>SST Braided Stainless Steel Tank Supply Connector</b>			
	<b>3/8" Compression x 7/8" Ballcock, With Chrome Brass Nuts</b>			
	SST-09M	9" Long	1	100
	SST-12M	12" Long	1	100
	SST-20M	20" Long	1	100
	<b>1/2" Compression x 7/8" Ballcock, With Chrome Brass Nuts</b>			
	SST-039M	9" Long	25	10
<b>3/8" Compression x 7/8" Ballcock, With Plastic Nuts</b>				
SST-09P	9" Long	1	100	
SST-12P	12" Long	1	100	
 <p>SSWM-48</p>	<b>SSWM Braided Stainless Steel Washing Machine Connector</b>			
	<b>3/4" FHT x 3/4" FHT</b>			
	SSWM-48	48" Long	1	40
	SSWM-60	60" Long	1	40
SSWM-72	72" Long	1	40	
 <p>VFC-0360LF</p>	<b>VFLF Lead Free Vinyl Reinforced Supply Connector</b>			
	<b>1/2" IPS x 1/2" IPS, With Brass Nut</b>			
	VFB-0320LF	Faucet Tube, 20" Long	25	100
	VFB-0348LF	Faucet Tube, 48" Long	10	40
	<b>3/8" Compression x 1/2" IPS, With Brass Nut</b>			
	VFB-12LF	Faucet Tube, 12" Long	25	100
	<b>1/2" IPS x 1/2" IPS, With Celcon Nut</b>			
	VFC-0312LF	12" Long	25	100
	VFC-0316LF	16" Long	25	100
	VFC-0320LF	20" Long	25	100
VFC-0324LF	24" Long	25	100	
VFC-0336LF	36" Long	10	40	
VFC-0348LF	48" Long	10	40	
VFC-0360LF	60" Long	10	40	
 <p>VDWB-60LF</p>	<b>VDWBLF Lead Free Vinyl Dishwasher Connector</b>			
	<b>3/8" OD Compression x 1/2" FIP, With Chrome Brass Nuts</b>			
	VDWB-60LF	60" Long, With 3/8" Elbow	10	40
VDWB-60LELF	60" Long, Less Elbow	10	40	
 <p>VTC-0312</p>	<b>VTC Vinyl Reinforced Supply Connector</b>			
	VTC-0312	1/2" IPS x 7/8" OD, With Celcon Nut Tank Tube, 12" Long	25	100

# Showerheads





**S** **Water Miser Showerheads**



MATCO-NORCA MODEL NUMBER	PRODUCT DESCRIPTION	CARTON QUANTITIES INNER	CARTON QUANTITIES MASTER
S-050	<b>Chrome, 2.0 GPM</b> 1"	1	200
S-051	1" With Shut-Off	1	200

**S** **Standard Showerheads - Single Function**



MATCO-NORCA MODEL NUMBER	PRODUCT DESCRIPTION	CARTON QUANTITIES INNER	CARTON QUANTITIES MASTER
S-100	<b>2.5 GPM</b> 2" - Chrome	1	200
S-105	2" - Chrome	1	200
S-125	2" - Chrome	1	200 
S-125S	2" - Brushed Nickel	1	200 
S-125RF	<b>Watersaver With Pressure Compensating Flow Restrictor, 1.5 GPM @ 80 PSI</b> 2" - Chrome	1	200 
S-125SRF	2" - Brushed Nickel	1	200 

**S** **Adjustable Metal Showerheads**



MATCO-NORCA MODEL NUMBER	PRODUCT DESCRIPTION	CARTON QUANTITIES INNER	CARTON QUANTITIES MASTER
S-106	<b>2.5 GPM</b> 1-3/4" - Chrome	1	200
S-200	2" - 4 Outlets - Chrome	1	100
S-300	3" - 6 Outlets - Chrome	1	50
S-400	2" - Chrome	1	100
S-500	3" - Chrome	1	50
S-500BN	3" - Brushed Nickel	1	50
S-500L	3" - With Lever - Chrome	10	50
S-550	4" - Chrome	1	20

# Showerheads, Arms & Flanges

M	MATCO-NORCA MODEL NUMBER	PRODUCT DESCRIPTION	CARTON QUANTITIES		
			INNER	MASTER	
<b>Massaging Showerhead - 5 Function</b>					
<b>2.5 GPM</b>					
	M350	3" - Chrome	1	50	
	M350S	3" - Brushed Nickel	1	50	
	<b>Reduced Flow, 1.5 GPM</b>				
	M350RF	3" - Chrome	1	50	
M350SRF	3" - Brushed Nickel	1	50		




M350S

S-AB	MATCO-NORCA MODEL NUMBER	PRODUCT DESCRIPTION	CARTON QUANTITIES	
			INNER	MASTER
<b>Shower Arms &amp; Flanges - Brass</b>				
	S-AB6	6" - Chrome	1	200
	S-AB8	8" - Chrome	10	100
	S-AB6F	6" - With Flange - Chrome	10	200
	S-AB6FS	6" - With Flange - Brushed Nickel	10	200
	S-AB8F	8" - With Flange - Chrome	10	200



S-AB6

S-AB6F

JCR	MATCO-NORCA MODEL NUMBER	PRODUCT DESCRIPTION	CARTON QUANTITIES	
			INNER	MASTER
<b>Curtain Rod Holder</b>				
<b>Chrome Abs</b>				
	JCR-650	Jiffy Flange Curtain Rod Holder	1	200



JCR-650

# Hand Held Showers & Accessories

	MATCO-NORCA MODEL NUMBER	PRODUCT DESCRIPTION	CARTON QUANTITIES	
			INNER	MASTER
<b>CP/VHW Shower Hose</b>				
 <p>CP59</p>	CP59	<b>Stainless Steel Hose, Chrome Plated Nuts, With Washer</b> 1/2" FIP x 1/2" FIP - 59"	1	100
	CP72	1/2" FIP x 1/2" FIP - 72"	1	100
 <p>VHW96</p>	VHW59	<b>White Reinforced Vinyl Hose, White Plastic End Connector</b> 1/2" FIP x 1/2" FIP - 59"	1	100
	VHW72	1/2" FIP x 1/2" FIP - 72"	1	100
	VHW96	1/2" FIP x 1/2" FIP - 96"	1	50
<b>DV Diverter For Hand Held Showers - Brass</b>				
 <p>DV841</p>	DV841	Lever Handle - Chrome	10	100
	DV841S	Lever Handle - Brushed Nickel	10	100
	DV843S	Push Pull Shower Diverter Valve - Brushed Nickel	1	100
<b>VC Volume Control For Hand Held Showers</b>				
 <p>VC841</p>	VC841	Chrome Plated Brass	10	200
	VC842	Polished Brass	1	200


Hand Held Shower  
& Accessories

# Tub Spouts & Toilet Tank Accessories

FY	MATCO-NORCA MODEL NUMBER	PRODUCT DESCRIPTION	CARTON QUANTITIES	
			INNER	MASTER
<b>Iron Pipe Tub Spouts</b>				
	FY-801	<b>Brass Diverter Spout</b> 3/4" FIP Inlet In Tail - Chrome	1	48
	FY-801B	3/4" FIP Inlet In Tail, With Bushing - Chrome	1	48
	FY-801DC	<b>Die Cast Diverter Spout</b> 1/2" FIP Inlet In Nose - Chrome	1	50
	FY-801DCS	<b>Die Cast Diverter Spout</b> 1/2" FIP Inlet In Nose - Brushed Nickel	1	50
	FY-802	<b>Brass Diverter Spout</b> 1/2" FIP Inlet In Tail - Chrome	1	48
	FY-803DC	<b>Die Cast Spout</b> 1/2" FIP Inlet In Nose - Chrome	1	50
	FY-803DCS	1/2" FIP Inlet In Nose - Brushed Nickel	1	50
	FY-804DC	<b>Die Cast Slip On Diverter Tub Spout</b> For 1/2" Copper Tubing - Chrome	1	50
	FY-805DC	<b>Die Cast Slip On Diverter Tub Spout</b> For 1/2" Copper Tubing, With Decorative Ring - Chrome	1	50
	FY-804DCS	<b>Die Cast Slip On Diverter Tub Spout</b> For 1/2" Copper Tubing - Brushed Nickel	1	50
	FY-805DCS	<b>Die Cast Slip On Diverter Tub Spout</b> For 1/2" Copper Tubing, With Decorative Ring - Brushed Nickel	1	50
	FY-806DCL	<b>Die Cast Slip On Diverter Garden Tub Spout</b> For 1/2" Copper Tubing, 5-3/4" Long - Chrome	1	50

T	<b>Toilet Tank Accessories</b>		
T-250	Brass Douglas Flush Valve With Guide Arm	2	50
T-300M	<b>Single Action Tank Lever</b> With Chrome Plated Handle	50	200

Tub Spouts & Toilet Tank Accessories



# Escutcheons



BFP

## BPF

### Chrome Plated Steel Escutcheons

MATCO-NORCA MODEL NUMBER	PRODUCT DESCRIPTION	CARTON QUANTITIES INNER	MASTER
BPF125OD	1-1/4" O.D. Fits Tubular	50	200
BPF150OD	1-1/2" O.D. Fits Tubular	50	200
<b>Box Pattern</b>			
BPFT07	1-1/2" IPS	50	200

## ESC

### Low Pattern Escutcheons - Chrome Plated Steel



ESCT

#### Fits Copper Tube

ESCC03	1/2"	500	1000
ESCC04	3/4"	500	1000

#### Fits Iron Pipe

ESCT02	3/8"	500	1000
ESCT03	1/2"	500	1000
ESCT04	3/4"	500	1000
ESCT05	1"	100	500
ESCT06	1-1/4"	100	500
ESCT07	1-1/2"	100	1000
ESCT08	2"	100	1000

## FCP

### Floor & Ceiling Plates - Chrome Plated Steel



FCP



#### Fits Copper Tube

FCPC03	1/2"	12	288
FCPC04	3/4"	12	288
FCPC05	1"	12	288
FCPC06	1-1/4"	12	288
FCPC07	1-1/2"	12	288

#### Fits Iron Pipe

FCPT02	3/8"	12	288
FCPT03	1/2"	12	288
FCPT04	3/4"	12	288
FCPT05	1"	12	288
FCPT06	1-1/4"	12	288
FCPT07	1-1/2"	12	288
FCPT08	2"	12	144

# Slip Nuts & Closet Flanges

	MATCO-NORCA MODEL NUMBER	PRODUCT DESCRIPTION	CARTON QUANTITIES		
			INNER	MASTER	
<b>NT Slip Nuts</b>					
		<b>Chrome</b>			
	NT-125C	1-1/4" x 1-1/4"	250	500	
	NT-152C	1-1/2" x 1-1/4"	250	500	
	NT-155C	1-1/2" x 1-1/2"	250	500	
			<b>Rough Brass</b>		
	NT-125R	1-1/4" x 1-1/4"	250	500	
NT-152R	1-1/2" x 1-1/4"	250	500		
NT-155R	1-1/2" x 1-1/2"	250	500		
<b>CF Cast Brass Closet Flanges</b>					
		<b>Chrome</b>			
	CF-100	4" For Lead	1	50	
	CF-200	4" x 3" DWV For Sweat	1	50	
	CF-250	3" DWV Shallow	1	50	
	CF-300	4" Deep Seal	1	50	
	CF-400	4" x 3" For Lead	1	50	
	CF-500	4" Offset	10	50	
	62FCLV	Cleveland Code Closet Flange	1	50	



# Spuds & Saddle Valves

	MATCO-NORCA MODEL NUMBER	PRODUCT DESCRIPTION	CARTON QUANTITIES		
			INNER	MASTER	
	<b>SP Urinal &amp; Closet Spuds - Cast Brass</b>				
		<b>Urinal Spud With Heavy Mack Washer &amp; Friction Ring</b>			
	SP-125	1-1/4" x 1-1/4"	15	150	
	SP-1275	1-1/4" x 3/4"	25	150	
	SP-175	1" x 3/4"	10	200	
		<b>Closet Spud With Heavy Mack Washer &amp; Friction Ring</b>			
	SP-152	1-1/2" x 1-1/4"	25	125	
	SP-155	1-1/2" x 1-1/2"	25	125	
	SP-225	2" x 1-1/4"	10	100	
	SP-250	2" x 1-1/2"	10	100	
SP-200	2" x 2"	10	100		
	<b>BSV Saddle Valves - Brass</b>				
	BSV-100	Standard - 1/4" OD Outlet, Fits 3/8" - 1-1/4" Tubing	12	144	
	BSV-200	Self Piercing - 1/4" OD Outlet, Fits 3/8" - 1-1/4" Tubing	12	144	

Spuds & Saddle Valves

# Washing Machine & Dishwasher Specialties

**MATCO-NORCA  
MODEL NUMBER**

**PRODUCT  
DESCRIPTION**

**CARTON QUANTITIES  
INNER MASTER**

## WTI/WTS

### Washing Machine Tee - Cast Brass



WTI-75



WTS-80

WTI-75

#### 1-1/2" FIP x 1-1/2" MIP

3/4" MIP x 1/2" FIP

10

100

WTI-77

3/4" Hose x 1/2" FIP

10

100

WTI-78

3/4" Hose x 1/2" SWT

10

100

#### 1-1/2" MIP x 1-1/2" Slip Joint

WTS-80

3/4" MIP x 1/2" FIP

10

100

WTS-82

3/4" Hose x 1/2" FIP

10

100

## WSI

### Washing Machine Valve - Ball Type - Dual Close - Bronze



WSI

WSI-050

Dual 1/2" IPS & Sweat Inlet x Dual  
Hose Outlet

1

40

WSI-051

Oval 1/2" SWT Inlet x Dual  
Hose Outlet

1

40

## AG/DDC

### Dishwasher Accessories



AG-007

AG-007

Dishwasher Airgap - Chrome Top

1

50



DDC-100

DDC-100

4 Clamp Dishwasher Disposal Connector

1

200

## MN

### PVC Sink Drains



MNSN-150



MNFT-150

MNSN-125

1-1/4" x 9" Slip Joint

1

100

MNSN-150

1-1/2" x 12" Slip Joint

1

100

MNFT-150

1-1/2" x 12" Flare Tail

1

100

# Aerators



AER-100C



AER-101C



AER-102C





AER-103C









AER	MATCO-NORCA MODEL NUMBER	PRODUCT DESCRIPTION	CARTON QUANTITIES	
			INNER	MASTER
<b>Aerators</b>				
	AER-05PC	Fits PD-500C, Low Flow, 0.5 GPM - Chrome	1	50
	AER-05PBN	Fits PD-500BN, Low Flow, 0.5 GPM - Brushed Nickel	1	50
	AER-100C	Fits VE & CL Lavatory Faucets, 1.5 GPM - Chrome	1	1
	AER-100BN	Fits CL Lavatory Faucets, 1.5 GPM - Brushed Nickel	1	1
	AER-101C	Fits VE & CL 100 & 200 Series, BL-200 & BL-240 Models, BL 300 Series, PO-320 & PA-320 Models, 2.2 GPM - Chrome	1	1
	AER-101BN	Fits CL 100 & 200 Series, BL-200 & BL-240 Models, BL 300 Series, PO-320 & PA-320 Models, 2.2 GPM - Brushed Nickel / Stainless Steel	1	1
	AER-102C	Fits BL-400 & PO-400 Model Faucets, 1.5 GPM - Chrome	1	1
	AER-102BN	Fits BL-400 & PO-400 Model Faucets, 1.5 GPM - Brushed Nickel	1	1
	AER-102ORB	Fits BL-400 & PO-400 Model Faucets, 1.5 GPM - Oil Rubbed Bronze	1	1
	AER-103C	Fits BL-260 & BL-250 Models, PO & PA 200 Series, CR 300 Series, 2.2 GPM - Chrome	1	1
	AER-103BN	Fits BL-260 & BL-250 Models, PO & PA 200 Series, CR 300 Series, 2.2 GPM - Brushed Nickel / Stainless Steel	1	1
	AER-103ORB	Fits BL-260 & BL-250 Models, PO & PA 200 Series, CR 300 Series, 2.2 GPM - Oil Rubbed Bronze	1	1

Aerators

# Aerators

AER	MATCO-NORCA MODEL NUMBER	PRODUCT DESCRIPTION	CARTON QUANTITIES	
			INNER	MASTER
<b>Aerators</b>				
	AER-104C	Fits BL-480 & PA-480 Models, PD-510 Models, 1.5 GPM - Chrome	1	1
	AER-104BN	Fits BL-480 & PA-480 Models, PD-510 Models, 1.5 GPM - Brushed Nickel	1	1
	AER-104ORB	Fits BL-480 & PA-480 Models, PD-510 Models, 1.5 GPM - Oil Rubbed Bronze	1	1
	AER-105C	Fits PA-300 Models, PD-300 & PD-400 Models, 1.5 GPM - Chrome	1	1
	AER-105BN	Fits PA-300 Models, PD-300 & PD-400 Models, 1.5 GPM - Brushed Nickel / Stainless Steel	1	1
	AER-105ORB	Fits PA-300 Models, PD-300 & PD-400 Models, 1.5 GPM - Oil Rubbed Bronze	1	1
	AER-106C	Fits CR 400 Series, PD-500 Models, 1.5 GPM - Chrome	1	1
	AER-106BN	Fits CR 400 Series, PD-500 Models, 1.5 GPM - Brushed Nickel	1	1
	AER-106ORB	Fits CR 400 Series, PD-500 Models, 1.5 GPM - Oil Rubbed Bronze	1	1
	AERD05	Fits VE & CL Families, Dual Thread Low Flow Aerator, 0.5 GPM - Chrome	1	50
	AERM05S	Regular Male Thread, 15/16, 0.5 GPM - Brushed Nickel	1	50
	AERM10	Regular Male Thread, 15/16, 1.0 GPM - Chrome	1	50
	AERM15	Fits VE & CL Families, Regular Male Thread, 15/16, 1.5 GPM - Chrome	1	50
	AER15	Fits All VE & CL Series Families, Low Flow, 1.5 GPM @ 60 PSI - Chrome	1	1

# Bathcocks, Basin Faucets, Kitchen Hose & Spray

	MATCO-NORCA MODEL NUMBER	PRODUCT DESCRIPTION	CARTON QUANTITIES	
			INNER	MASTER
	<b>FY/BCL</b>	<b>Bathcock - For Claw Foot Tub</b>		
	FY-750	3-3/8" - Chrome	1	24 
	FY-775	3-3/8", Brass #3 Bathcock - Chrome	1	24
	BCL-050	<b>Bathcock Elbow</b> 1/2" Union x 1/2", Sold as a Pair, 2 Per Box	6	72
	BCL-050			
	<b>FY</b>	<b>Basin Faucet</b>		
	FY-700	With Hot & Cold Index Buttons, Removable Seat - Chrome	6	72
	FY-700X	Extra Heavy Pattern, With Hot & Cold Index Buttons, With Aerator - Chrome	1	30
	FY-700X			
	<b>HS</b>	<b>Kitchen Side Spray &amp; Hose</b>		
	HS-100	Replacement Side Spray Head - Black	20	100
	HS-200	4' Replacement Hose For Side Spray	1	100
	HS-300	4' Replacement Hose With Universal Coupling & Black Spray Head	1	50

Bathcocks, Basin Faucets,  
Kitchen Hose & Spray

# Self Closing Valves



## SCB/SCV

**MATCO-NORCA  
MODEL NUMBER**

**PRODUCT  
DESCRIPTION**

**CARTON QUANTITIES  
INNER MASTER**

## Self Closing Valves - Chrome Plated



SCB-050

SCB-050

1/2" Basin Faucet With Hot, Cold & Plain Buttons

1

36



SCV-050

SCV-050

1/2" Valve With Cross Handle

1

50



SCV-053

SCV-053

1/2" Valve With Lever Handle, Chain & Ring

1

50



SCV-054H

SCV-054H

1/2" Heavy Pattern Bubbler Faucet

1

40



SCV-055

SCV-055

1/2" Wall Mounted With Cross Handle, Plain End

1

50

Self Closing  
Valves



## FY

## Drinking Water Faucet

FY-930

Push Down Lever, Chrome

1

50



FY-930

# Faucet Handles & Stems

	MATCO-NORCA MODEL NUMBER	PRODUCT DESCRIPTION	CARTON QUANTITIES	
			INNER	MASTER
 RH-7280  RH-7290  RH-8000  RH-830WB  437100	<b>RH/437</b>	<b>Faucet Handles - Sold In Pairs</b>		
	RH-7280	"Jaws" Fit All Replacement Cross Handles - Chrome	25	100
	RH-7290	"Jaws" Fit All Replacement Lever Handles - Chrome	25	100
	RH-8000	"Jaws" Fit All Replacement Acrylic Handles	1	100
	RH-830WB	Wrist Blade Handles For the Value Engineered & Classic Family of Faucets - Chrome	1	50
	437100	Cross Handles, Set Screw "Fit All" Version With Wrench - Chrome	1	100
 GH-150  GH-300  GH-505WB-1	<b>GH</b>	<b>Gerber Style Faucet &amp; Shower Handles - Sold In Pairs</b>		
		<b>Chrome</b>		
	GH-150	Faucet Replacement Handles	2	200
	GH-300	Tub & Shower Replacement Handles	1	50
	GH-505WB-1	Wrist Blade Handles	1	50
 GES-200	<b>GES</b>	<b>Gerber Style Escutcheon</b>		
	GES-200	1-1/8" I.D. - Chrome Plated Steel	1	500
 STMC-27  STMG-15C  STMG-15H  STMG-23  STMG-0458  STMP-78  STMP-79D  GS-100	<b>STM/GS</b>	<b>Stems, Diverters &amp; Seats</b>		
	STMC-27	Central Style Tub & Shower Stem	1	100
	STMG-15C	Gerber Style Faucet Stem - Cold	1	100
	STMG-15H	Gerber Style Faucet Stem - Hot	1	400
	STMG-23	Gerber Style Faucet Stem - Hot & Cold	1	100
	STMG-0458	Gerber Style Shower Diverter Stem	1	100
	STMP-78	Price Pfister Style, 2 & 3 Handle Tub & Shower Stem - Hot & Cold	1	100
	STMP-79D	Price Pfister Style Shower Diverter Stem	1	25
	GS-100	<b>Gerber Style Faucet Seat</b> For Lavatory, Tub & Shower	500	3000

Faucet Handles & Stems



# Plugs



BTP

BTP	Cast Iron Boiler Tube Plug		CARTON QUANTITIES	
	MATCO-NORCA MODEL NUMBER	PRODUCT DESCRIPTION	INNER	MASTER
	BTP-150	1-1/2"	1	60
	BTP-200	2"	1	50
	BTP-250	2-1/2"	1	30
	BTP-300	3"	1	24
	BTP-350	3-1/2"	1	16
	BTP-400	4"	1	10



LFP

LFP	Lead "Fit-All" Plug		CARTON QUANTITIES	
	MATCO-NORCA MODEL NUMBER	PRODUCT DESCRIPTION	INNER	MASTER
	LFP200	2"	1	1
	LFP250	2-1/2"	1	48
	LFP300	3"	1	24
	LFP350	3-1/2"	1	24
	LFP400	4"	1	24
	LFP450	4"-1/2"	1	12
	LFP500	5"	1	12
	LFP550	5-1/2"	1	1
	LFP600	6"	1	12



TP-10

TP	Test Plug - Metal - With Rubber Gasket & Wing Nut		CARTON QUANTITIES	
	MATCO-NORCA MODEL NUMBER	PRODUCT DESCRIPTION	INNER	MASTER
	TP-07	1-1/2"	6	36
	TP-08	2"	6	36
	TP-10	3"	6	36
	TP-11	4"	1	36
	TP-12	6"	1	36



IBC-43

IBC	Iron Body Cleanout - With Plug		CARTON QUANTITIES	
	MATCO-NORCA MODEL NUMBER	PRODUCT DESCRIPTION	INNER	MASTER
	IBC-43	4" Pipe Size x 3" Raised Head Square Plug	1	300
	IBC-435	4" Pipe Size x 3-1/2" Raised Head Square Plug	1	600
	IBC-43CS	4" Pipe Size x 3" Square Countersunk Plug	1	300
	IBC-65	6" Pipe Size x 5" Raised Head Square Plug	1	170

# Saddle Tee & Deck Plate Cleanout

MATCO-NORCA MODEL NUMBER	PRODUCT DESCRIPTION	CARTON QUANTITIES	
		INNER	MASTER
<b>451</b>	<b>Saddle Tee - Brass</b>		
	<b>Lead Free Version Available For Polyethylene Tubing Only</b>		
451403	3/4" x 1/2"	40	160
451404	3/4" x 3/4"	40	160
451503	1" x 1/2"	40	160
451504	1" x 3/4"	36	144
451603	1-1/4" x 1/2"	12	60
451604	1-1/4" x 3/4"	12	60
451605	1-1/4" x 1"	10	60
451703	1-1/2" x 1/2"	10	60
451704	1-1/2" x 3/4"	12	60
451705	1-1/2" x 1"	15	60
451803	2" x 1/2"	10	40
451804	2" x 3/4"	10	40
451805	2" x 1"	10	40
4511004	3" x 3/4"	5	20



451803


<b>DKP</b>	<b>Deck Plate Cleanout - Cast Brass</b>			
DKP-201	2"		1	40
DKP-301	3"		1	20
DKP-401	4"		1	20
DKP-501	5"		1	8
DKP-601	6"		1	8



DKP

Saddle Tee & Deck  
Plate Cleanout

# Thread Sealing Tape, PVC Tape & PVC Wrap

TF	Thread Sealing Tape	MIL SPEC T-27730A	CARTON QUANTITIES	
			INNER	MASTER
				
TF03100	1/2" x 100"		1	1
TF03260	1/2" x 260"		100	500
TF03520	1/2" x 520"		100	500
TF031296	1/2" x 1296"		50	250
TF04260	3/4" x 260"		70	350
TF04520	3/4" x 520"		70	350
TF041296	3/4" x 1296"		50	250
TF05260	1" x 260"		50	250
TF05520	1" x 520"		50	250
TF051296	1" x 1296"		1	150

THREAD SEALING TAPE



## TE PVC Electrical Tape - 60' Rolls

TE0460	3/4" x 7 mil.	1	200
--------	---------------	---	-----



TE0460



## TW PVC Pipe Wrap - 100' Rolls


TW0810	2" x 10 mil.	1	36
TW0820	2" x 20 mil.	1	24
TW1110	4" x 10 mil.	1	12



TW0810

Thread Sealing Tape,  
PVC Tape & PVC Wrap


# Miscellaneous Plumbing Specialties

	MATCO-NORCA MODEL NUMBER	PRODUCT DESCRIPTION	CARTON QUANTITIES	
			INNER	MASTER
 <p>PC-05</p> <p>PC-08</p> <p>PC-08B</p>	<b>PC PVC Pipe Cutters &amp; Replacement Blades</b>			
	PC-05	1/2" to 1-1/4" Cutter	1	60
	PC-05B	1/2" to 1-1/4" Blade Only	1	200
	PC-08	1-1/4" to 2" Cutter	1	20
	PC-08B	1-1/4" to 2" Blade Only	1	1
	<b>Economy</b>			
	PC-05N	1/2" to 1-1/4" Economy Cutter	1	60
PC-05NB	1/2" to 1-1/4" Economy Blade Only	1	200	

	MATCO-NORCA MODEL NUMBER	PRODUCT DESCRIPTION	CARTON QUANTITIES	
			INNER	MASTER
 <p>SW-100</p>	<b>SW Plumbers Socket Wrench Set</b>			
	SW-100	5 Piece Set	1	25

	MATCO-NORCA MODEL NUMBER	PRODUCT DESCRIPTION	CARTON QUANTITIES	
			INNER	MASTER
 <p>PG-100LF</p>	<b>PGLF Lead Free Pressure Gauge</b>			
	PG-100LF	1/4" MIP x 2" Diameter, 100 PSI	1	24

# Miscellaneous Plumbing Specialties

NSF UPC	IS	MATCO-NORCA MODEL NUMBER	PRODUCT DESCRIPTION	CARTON QUANTITIES	
				INNER	MASTER
 <p>IS-23</p> <p>IS-24</p>			<b>Slotted Stem</b>		
	IS-23	1/2" MIP x 1/2" FIP - Chrome	10	200	
	IS-24	1/2" MIP x 1/2" SWT - Chrome	10	200	

## TNSBMK Shower Valve Mounting Bracket



TNSBMK	ABS Valve - Black	1	48
--------	-------------------	---	----

## LSD Liquid Soap Dispenser



LSD-100	Chrome	1	12
LSD-100S	Brushed Nickel	1	12
LSD-100ORB	Oil Rubbed Bronze	1	12

# Miscellaneous Plumbing Specialties



CH-175

## CH Faucet Hole Cover - Chrome

MATCO-NORCA MODEL NUMBER	PRODUCT DESCRIPTION	CARTON QUANTITIES	
		INNER	MASTER
CH-175	1-7/8" Faucet Hole Cover	1	500



SE-200

## SE Extension Shanks

### Sold Per Pair

SE-200	Polymer, For 2 Handle 4" Centerset & 8" Kitchen Faucets	1	100
SE-280	Brass, For 8" Widespread Lavatory Faucets	1	50



SE-280



## PRVLF Lead Free Pressure Relief Valve - Cast Brass

### Set to 75 PSI

PRV0303LF	1/2" x 1/2"	10	120
PRV0404LF	3/4" x 1/2"	10	120



PRV0404LF

# Mobile Home Products



NM

**MATCO-NORCA  
MODEL NUMBER**

**PRODUCT  
DESCRIPTION**

**CARTON QUANTITIES  
INNER MASTER**

**Non Metallic Faucets - Acrylic Handles**



NM-151C

Two Handle Three Piece Roman Tub Faucet - Chrome

1

12

NM-151W

Two Handle Three Piece Roman Tub Faucet - White

1

24

NM-300

Two Handle Kitchen Faucet, Less Spray - Chrome

1

12



NM-300W

Two Handle Kitchen Faucet, Less Spray - White

1

12



NM-300BL

Two Handle Kitchen Faucet, Less Spray - Chrome - Blister Pack

1

12



NM-300SPOUT

Spout For NM-300 - Chrome

1

60



NM-310

Two Handle Kitchen Faucet, With Spray - Chrome

1

24



NM-310BL

Two Handle Kitchen Faucet, With Spray - Chrome - Blister Pack

1

12



NM-400C

Two Handle Mixing Valve With Vacuum Breaker - Chrome

1

24

NM-400W

Two Handle Mixing Valve With Vacuum Breaker - White

1

24

NM-600

Two Handle Tub & Shower With Diverter Spout, Less Head, Arm & Flange - Chrome

1

24



NM-600SC

Two Handle Shower Valve Only, Less Head, Arm & Flange - Chrome

1

24



NM-600SW

Two Handle Shower Valve Only, Less Head, Arm & Flange - White

1

24



NM-800

Two Handle Lavatory Faucet, Less Pop Up - Chrome

1

24



NM-800BL

Two Handle Lavatory Faucet, Less Pop Up - Chrome - Blister Pack

1

12



NM-850

Two Handle Lavatory Faucet, With Pop Up - Chrome

1

12



NM-850BL

Two Handle Lavatory Faucet, With Pop Up - Chrome - Blister Pack

1

24



NM-985

Two Handle 4" Laundry Faucet - Chrome

1

24




NM-990

Two Handle 4" Bar Faucet - Chrome

1

24



NM-300



NM-310



NM-800



NM-600

NM-985



# Mobile Home Products

	MATCO-NORCA MODEL NUMBER	PRODUCT DESCRIPTION	CARTON QUANTITIES	
			INNER	MASTER

FY	Sink Drains			
----	-------------	--	--	--



FY-952MH

	FY-926CMH	Cleanout Plug Chrome Plated Plastic	1	200	
	FY-926STOPCP	Chrome Plated Stopper - Only For FY-926 Plug	1	100	
	FY-926WMH	Cleanout Plug White Plastic	1	200	
	FY-952MH	Chrome Plated Brass With Plastic Tailpiece Pop-up Assembly	1	48	

LNT/TTD	Tub Drains - Less Coupling Nut & Washer			
---------	---	--	--	--



LNT-151MH

	LNT-151MH	1-1/2" Lift & Turn Drain, Chrome Plated Die Cast Zinc	1	100	
	LNT-153CMH	Tub Drain Chrome Plated Plastic, With Captured Stopper	1	200	
	LNT-153WMH	Tub Drain White Plastic, With Captured Stopper	1	200	
	TTD-150MH	1-1/2" Touch Toe Drain, Chrome Plated Die Cast Zinc	1	100	




















S-6134CMH

S	Shower Kits - Plastic			
---	-----------------------	--	--	--

	Polybagged - Bulk Packed			
--	--------------------------	--	--	--

	S-6134CMH	Shower Head, Arm & Flange Kit - Chrome	1	200	
	S-6134WMH	Shower Head, Arm & Flange Kit - White	1	200	

# Mobile Home Products


SS	MATCO-NORCA MODEL NUMBER	PRODUCT DESCRIPTION	CARTON QUANTITIES		
			INNER	MASTER	
<b>Polybagged - Bulk Packed</b>					
	SS-150MH	Plastic Dual Strainer Stainless Steel Clad	1	50	
	SS-150MHW	Plastic Dual Strainer White	1	50	
	SS-300MH	2-1/2" Stainless Steel Wash Tray Plug	1	100	
	SS-550	Stainless Steel Basket Only For SS-150MH	1	200	
	SS-550MHW	Plastic Basket Only - White For SS-150MHW	1	50	
	SS-600MHPL	Plastic Junior Dual Strainer, Stainless Steel Rim	1	100	
	SS-600MHW	White Plastic Junior Dual Strainer	1	100	
	SS-601DCB	Basket Only For 2-1/2" Junior Dual Strainer	1	100	
	SS-610MHPC	Chrome Plated Plastic Insert Only For Junior Dual Strainer	1	50	
	SS-625MHPC	2-1/2" Plastic Junior Dual Strainer With Screw In Basket	1	200	

# Quick Find Index

ITEM NUMBER	PAGE NUMBER
<b>20</b>	
26LF.....	14
29LF.....	12, 13
<b>60</b>	
62.....	22
<b>400</b>	
413.....	6
437.....	29
451.....	31
<b>A</b>	
AER.....	25, 26
AG.....	24
<b>B</b>	
BCL.....	27
BPF.....	21
BSV.....	23
BTP.....	30
<b>C</b>	
CF.....	22
CH.....	35
CO.....	11
COT.....	11
CP.....	19
<b>D</b>	
DDC.....	24
DDFLF.....	15
DKP.....	31
DV.....	19
DWLLF.....	15
DWV.....	11
DWVY.....	11
<b>E</b>	
ESC.....	21

ITEM NUMBER	PAGE NUMBER
<b>F</b>	
FCP.....	21
FY.....	8, 20, 27, 28, 37
<b>G</b>	
GES.....	29
GH.....	29
GS.....	29
<b>H</b>	
HS.....	27
<b>I</b>	
IBC.....	30
IS.....	34
<b>J</b>	
JCR.....	18
<b>L</b>	
LFP.....	30
LNT.....	6, 37
LSD.....	34
LST.....	10
<b>M</b>	
M.....	18
MN.....	24
<b>N</b>	
NM.....	36
NT.....	22
<b>P</b>	
PC.....	33
PGLF.....	33
PRVLF.....	35
PTRAP.....	11
<b>R</b>	
RH.....	29

ITEM NUMBER	PAGE NUMBER
<b>S</b>	
S.....	17, 37
S-AB.....	18
SBW.....	7
SCB.....	28
SCV.....	28
SDB.....	7
SDP.....	7
SE.....	35
SP.....	23
SS.....	4, 5, 38
SSDWLF.....	15
SSFLF.....	15
SST.....	16
SSWM.....	16
STM.....	29
SW.....	33
<b>T</b>	
T.....	20
TE.....	32
TF.....	32
TNSBMK.....	34
TP.....	30
TRAP.....	9, 10
TTD.....	6, 37
TW.....	32
TWB.....	6
<b>V</b>	
VC.....	19
VDWBLF.....	16
VFB.....	16
VFC.....	16
VFLF.....	16
VHW.....	19
VTC.....	16
<b>W</b>	
WST.....	24
WTI.....	24
WTS.....	24



# MATCO-NORCA

**Global sourcing. National compliance. Local service.**

[www.matco-norca.com](http://www.matco-norca.com)

**CALIFORNIA**

Toll Free: 866-532-8306  
Fax: 866-532-8307

**TEXAS**

Toll Free: 800-935-5456  
Fax: 713-680-2999

**NEW YORK**

Toll Free: 800-431-2082  
Fax: 845-278-9056